



Reading Workshop



**WE LOVE
READING**



What is Read Write Inc



"Read Write Inc" is a Phonics programme developed by Ruth Miskin and it is used to teach children how to segment and blend sounds in words to read.

The programme is designed to get all children reading fluently and confidently by the end of Year 1 or early Year 2.

It also helps encourage the children to develop a love of books as they read a range of fiction and non-fiction texts daily and with success.

The National Curriculum states that all children should be taught to read systematically and this is what Read Write Inc does.

This document shows the order that the sounds should be taught in throughout the RWI scheme, and the rhymes/stories that go with them.

There are 44 **phonemes** to be taught and 70 different **graphemes**. Some are single letters and some are **digraphs** or **trigraphs**.

Read Write Inc Phonics

SET 1		SET 2		SET 3	
Sound	Rhyme	Sound	Rhyme	Sound	Rhyme
m	Down Moisie that over the two mountains. Moisie, mountain, mountain.	ay	May I Play?	ea	Cup of tea
a	Round the apple, down the leaf.	ee	What can you see?	oi	Spoil the boy
s	Slide around the snake	igh	Fly high	a-e	Make a cake
d	Round the dinosaur's back, up his neck and down to his feet.	ow	Blow the snow	i-e	Nice smile
t	Down the tower, across the tower.	oo	Pee at the zoo	o-e	Please here
i	Down the insects body, dot for the head.	oo	Look at a book	u-e	Huge brute
n	Down Nobby and over the net.	ar	Start the car	aw	Yawn at dawn
p	Down the pirate, up and over the pirates face.	or	Shut the door	are	Care and share
g	Round the girls face, down her hair and give her a curl.	air	That's not fair	ur	Nurse with a purse
o	All around the orange.	ir	Whirl and twirl	er	A better letter
c	Curly around the caterpillar.	ou	Shout it out	ow	Brown cow
k	Down the kangaroo's body, tail and leg.	oy	Toy for a boy	ai	Snail in the rain
u	Down and under the umbrella, up to the top and down to the puddle.			oa	Goat in a boat
b	Down the toes, over the toe and touch the heel.			ew	Chew and stew
f	Down the stem and draw the leaves.			ire	Fire fire
e	Slice into the egg, go over the top, then under the egg.			ear	Hear with year ear
l	Down the long leg.			ure	Sure it's pure
h	Down the horse's head to the hooves and over his back.				
sh	Slither down the snake, then down the horse's head to the hooves and over his back.				
r	Down the robot's back, then up and curl.				
j	Down his body, curl and dot.				
v	Down a wing, up a wing.				
y	Down a horn, up a horn and under the yak's head.				
w	Down, up, down, up the worm.				
th	Down the tower, across the tower, then down the horse's head to the hooves and over his back.				
z	Zip-zag-zip, down the zip.				
ch	Curly around the caterpillar, then down the horse's head to the hooves and over his back.				
qu	Round the queen's head, up to her crown, down her hair and curl.				
x	Cross down the arm and leg and cross the other way.				
ng	A thing in a string.				
nk	I think I think.				

RWI Assessment

Laid out by Set 1, 2, 3
Includes alien words



Ruth Miskin Sound and Word Assessment

Baseline (initial assessment on entry) Achieved in autumn term
Achieved in spring term Achieved in summer term

A	m a s d t i n p g o c k u b f e l h r j v y w x z
B	sad fan tap map cup bid run hen gep rop baf lid ved
C	sh th ch qu ng nk shop chip rush thin ring sink quan losh chup ling thip
D	splosh thick hand dress click scomp poll stoff pand plick
E	ay ee igh ow oo oo play sleep flight blow spoon shook
F	ar or air ir ou oy part horse fair whirl shout toy
G	glight mout goy jair kirn vard slorf slair flarf snay stoon trow ploun gleep
H	a-e i-e o-e ea shake pipe smoke clean pake jike doke feap


I	u-e ai oa ew oi ire ear er aw ow ure are ur slain float shrew spoil fire hear her claw brown pure share burn rude scur gloip slaw gler scean plare clowp smire skew scroap bluke graip hure
J	complain delay mistake disagree recognise tomorrow continue remark disappoint inspire admire attention delicious

High frequency words assessment

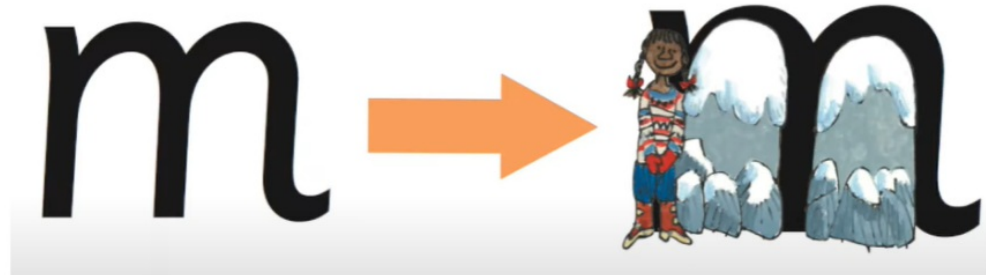
a	an	as	at	if	she	my
in	is	it	of	off	we	went
on	can	dad	had	back	me	play
and	get	big	him	his	be	
not	got	her	mum	but	was	
put	the	to	I	no	you	
go	into	will	that	this	they	
then	them	with	see	for	all	
no	down	look	too	he	are	

How is RWI taught?

Children are first taught one way of reading and spelling the English sounds. A hook is given by using pictures in the same shape as the letter. These letter stories are used to help the children read the sounds easily but also form the letters correctly.



Slither down the
snake



Maisie Mountain
Mountain



The letter stories/ditties are then used to help the children distinguish between different spellings of the same sound:



ai






igh



Alongside these sounds are books that are carefully matched to the spellings of the sounds being taught.

The children shouldn't be reading books that include spellings of sounds they do not know as this hinders their confidence.



Each book is levelled by colour and the children work their way through them until they have finished the scheme.

LEVEL	PUPIL RESOURCES			TEACHING RESOURCES		
	STORYBOOKS	NON-FICTION	GET WRITING!	HANDBOOKS	TEACHING SOUNDS AND WORDS	ONLINE SUBSCRIPTION
RED	<ul style="list-style-type: none"> • 10 colour Ditty Books • 10 black and white Ditty Books 		<p>10 Get Writing! Red Ditty books</p>	<p>Handbook 1</p>	<p>Speed Sounds Cards Sets 1, 2 and 3 (also available as A4)</p> <p>Picture Sounds Cards</p> <p>Sounds-Picture Frieze</p> <p>Posters – Simple Speed Sounds and Complex Speed Sounds</p> <p>Magnetic Sounds Cards</p> <p>play the words</p> <p>Green and Red Word Cards</p> <p>Fred Frog Beanie</p> <p>Desktop Sounds Chart</p> <p>My Speed Sounds Books</p> <p>10 Sound Blending Books</p>	<p>UPDATED!</p> <p>Read Write Inc. Phonics Subscription on www.oxfordowl.co.uk</p>
GREEN	<ul style="list-style-type: none"> • 15 colour Storybooks • 10 black and white Storybooks • 10 Book Bag Books Storybooks 	<p>5 non-fiction books</p>	<p>1 Get Writing! book</p>	<p>Handbook 2</p>	<p>Posters – Simple Speed Sounds and Complex Speed Sounds</p> <p>Magnetic Sounds Cards</p> <p>play the words</p> <p>Green and Red Word Cards</p> <p>Desktop Sounds Chart</p> <p>My Speed Sounds Books</p>	<p>Read Write Inc. Phonics Subscription on www.oxfordowl.co.uk</p>
PURPLE	<ul style="list-style-type: none"> • 15 colour Storybooks • 10 black and white Storybooks • 10 Book Bag Books Storybooks 	<p>5 non-fiction books</p>	<p>1 Get Writing! book</p>	<p>Handbook 2</p>	<p>Posters – Simple Speed Sounds and Complex Speed Sounds</p> <p>Magnetic Sounds Cards</p> <p>play the words</p> <p>Green and Red Word Cards</p> <p>Desktop Sounds Chart</p> <p>My Speed Sounds Books</p>	<p>Read Write Inc. Phonics Subscription on www.oxfordowl.co.uk</p>
PINK	<ul style="list-style-type: none"> • 15 colour Storybooks • 10 black and white Storybooks • 10 Book Bag Books Storybooks 	<p>5 non-fiction books</p>	<p>1 Get Writing! book</p>	<p>Reading Leader Handbook</p>	<p>Posters – Simple Speed Sounds and Complex Speed Sounds</p> <p>Magnetic Sounds Cards</p> <p>play the words</p> <p>Green and Red Word Cards</p> <p>Desktop Sounds Chart</p> <p>My Speed Sounds Books</p>	<p>Read Write Inc. Phonics Subscription on www.oxfordowl.co.uk</p>
ORANGE	<ul style="list-style-type: none"> • 12 colour Storybooks • 12 black and white Storybooks • 12 Book Bag Books Storybooks 	<p>5 non-fiction books</p>	<p>1 Get Writing! book</p>	<p>Reading Leader Handbook</p>	<p>Posters – Simple Speed Sounds and Complex Speed Sounds</p> <p>Magnetic Sounds Cards</p> <p>play the words</p> <p>Green and Red Word Cards</p> <p>Desktop Sounds Chart</p> <p>My Speed Sounds Books</p>	<p>Read Write Inc. Phonics Subscription on www.oxfordowl.co.uk</p>
YELLOW	<ul style="list-style-type: none"> • 10 colour Storybooks • 10 black and white Storybooks • 10 Book Bag Books Storybooks 	<p>5 non-fiction books</p>	<p>1 Get Writing! book</p>	<p>Ditty Photocopy Masters</p>	<p>Posters – Simple Speed Sounds and Complex Speed Sounds</p> <p>Magnetic Sounds Cards</p> <p>play the words</p> <p>Green and Red Word Cards</p> <p>Desktop Sounds Chart</p> <p>My Speed Sounds Books</p>	<p>Read Write Inc. Phonics Subscription on www.oxfordowl.co.uk</p>
BLUE	<ul style="list-style-type: none"> • 10 colour Storybooks • 10 black and white Storybooks • 10 Book Bag Books Storybooks 	<p>5 non-fiction books</p>	<p>1 Get Writing! book</p>	<p>Ditty Photocopy Masters</p>	<p>Posters – Simple Speed Sounds and Complex Speed Sounds</p> <p>Magnetic Sounds Cards</p> <p>play the words</p> <p>Green and Red Word Cards</p> <p>Desktop Sounds Chart</p> <p>My Speed Sounds Books</p>	<p>Read Write Inc. Phonics Subscription on www.oxfordowl.co.uk</p>
GREY	<ul style="list-style-type: none"> • 13 colour Storybooks • 13 black and white Storybooks • 13 Book Bag Books Storybooks 	<p>5 non-fiction books</p>	<p>1 Get Writing! book</p>	<p>Ditty Photocopy Masters</p>	<p>Posters – Simple Speed Sounds and Complex Speed Sounds</p> <p>Magnetic Sounds Cards</p> <p>play the words</p> <p>Green and Red Word Cards</p> <p>Desktop Sounds Chart</p> <p>My Speed Sounds Books</p>	<p>Read Write Inc. Phonics Subscription on www.oxfordowl.co.uk</p>

Now we will teach you the single sounds!

There is a handout with the other sounds and rhymes.

Baseline (initial assessment on entry)

Achieved in autumn term

Achieved in spring term

Achieved in summer term



A	m a s d t i n p g o c k u b f e l h r j v y w x z
B	sad fan tap map cup bid run hen <u>gep</u> <u>rop</u> <u>baf</u> <u>lid</u> <u>ved</u>
C	<u>sh</u> <u>th</u> <u>ch</u> <u>qu</u> <u>ng</u> <u>nk</u> shop chip rush thin ring sink <u>quan</u> <u>losh</u> <u>chup</u> <u>ling</u> <u>thip</u>
D	splosh thick hand dress click <u>scomp</u> poll <u>stoff</u> <u>pand</u> <u>plick</u>
E	ay <u>ee</u> <u>igh</u> ow oo oo play sleep flight blow spoon shook
F	ar or air <u>ir</u> <u>ou</u> oy part horse fair whirl shout toy
G	<u>glight</u> <u>mout</u> goy <u>jair</u> <u>kirn</u> <u>vard</u> <u>slorf</u> <u>slair</u> <u>flarf</u> <u>snay</u> <u>ston</u> <u>trow</u> <u>ploun</u> <u>gleep</u>
H	a-e <u>i-e</u> o-e <u>ea</u> shake pipe smoke clean <u>pake</u> <u>jike</u> <u>doke</u> <u>feap</u>

I	u-e <u>ai</u> <u>oa</u> <u>ew</u> oi ire ear <u>er</u> aw ow <u>ure</u> are <u>ur</u> slain float shrew spoil fire hear her claw brown pure share burn rude <u>scur</u> <u>gloip</u> slaw <u>gler</u> <u>scear</u> <u>plare</u> <u>clowp</u> <u>smire</u> skew <u>scroap</u> <u>bluke</u> <u>graip</u> <u>hure</u>
J	complain delay mistake disagree recognise tomorrow continue remark disappoint inspire admire attention delicious

High frequency words assessment

a	an	as	at	if	she	my
in	is	it	of	off	we	went
on	can	dad	had	back	me	play
and	get	big	him	his	be	
not	got	her	mum	but	was	
put	the	to	I	no	you	
go	into	will	that	this	they	
then	them	with	see	for	all	
no	down	look	too	he	are	

Fred helps the children to read and spell.



Green Words



Fred Frog is only able to speak in sounds - "**Fred Talk**".


For example, Fred would say **m - a - t** and we would say **mat**.

Fred Talk helps children read unfamiliar words by pronouncing each sound in a word, one at a time. They can then blend the sounds in sequence to read words. This is done orally first and then with written words.

Fred helps the
children to read
and spell.



Green Words



shop

moth

swing


sway

light

short

Fred Talk

play



Sounds buttons
(Dots and dashes)
dashes for special friends

Fred Fingers



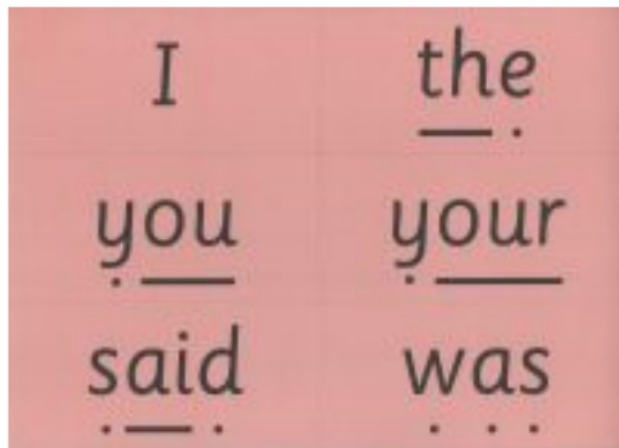
Fred in your head

play

Red Words

Red words can not be sounded out.


The children are expected to learn them by sight as they know that they can't apply the phonics rules taught. These are also known as high frequency words.




Sound buttons can be used to highlight the alternative graphemes.

Phonics activities to do at home

- Multi-sensory
- Fine-motor
- Gross Motor



Fred Frog games:



I spy...

I spy with my little eye, something that goes like this..... **f - i - sh**



Give me the...

Set of objects - give me the....**c - ar**

I went to the farm and saw a.....**p - i - g**

Speedy green words



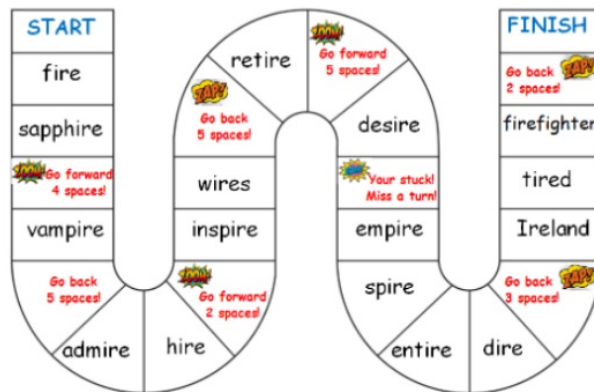
Bingo

ham	mop	net
hut	fin	cub
bed	pen	car

ICT - Phonics Play

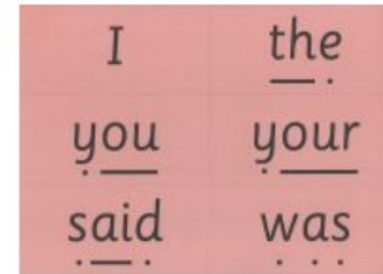


Boardgame



Red rhythms:

Flashcards - (My turn, Your turn)



Model reading the words, then children copy.
Flashcard the red words from the text daily to help chn with sight reading.

- Robot arms
- Look, cover, say, write, check
- Outdoor games- reading signs and posters
- Against the clock



Challenge Words

This is where you would encourage the children to read more challenging vocabulary linked to your key sounds - multi-syllabic words, silent letters, suffixes.

For example:

igh



fly high

knight
brighten



Look for special friends
Add sound buttons
Break up the word

Year 1 Screening Check:

At home you can include alien words into your reading to help prepare children for the Screening Check.

This is in June and there will be another meeting about this nearer the time.

stroft



terg



blurst



voo



Reading at home:

Story Introduction

- Introduce the text and give children a context from the beginning.
- Make predictions (this could be recorded as a writing activity some weeks)
- Encourage children to make links between the text and their own experiences.

Read Aloud - by the parent.

Jump in - As parent reads, children follow with lollystick. Children have to keep pace and jump in, saying missing words aloud. Builds speed.



Comprehension:

Thinking about the story

- Discussing the meaning of the title
- Retelling the story
- Asking children how different characters felt or acted. Children thinking in role as the characters
- Discuss meanings of any unfamiliar words

-At this point the year, focus is on retrieval questions ie. finding information from the text about a specific question

For example: What colour were the squirrel's trousers?





Questions?